

# **REMOTE CONTROL 2-WAY MOTORCYCLE ALARM SYSTEM [ 988M ]**

**Operation manual**


Please read the manual before use.

## 2-Way Motorcycle alarm system

### Function Key




Arm: 

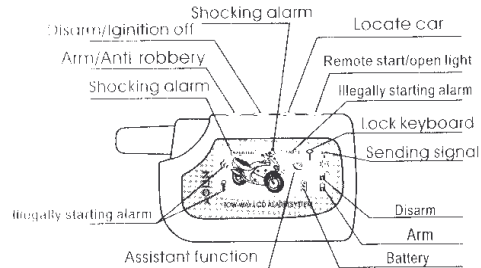
Disarm: 



Locate car: 

Remote Start Engine/Open background light: 


### Function Operation


- 1. Arm:** Press the button  once, the siren would beep once, that means the system is in ARM. If move the motorcycle or ignition on, the siren will chirp and the direction light will flash, the engine will be locked at the same time. And the BP will sound and show icons in LCD display. Press any button, the icons will be removed.
- 2. Disarm:** Press the button  once, the siren would give 2 beeps, the light would flash twice, the motorcycle is in the DISARM status.
- 3. Locate car:** Press the button  once, the direction light will flash 8 times, the siren will chirp 8 times, and you can know where your motorcycle is.



**4. Remote Start Engine/open the background light:** Press the button  twice in 3s, the engine is on. Press the button  for 3.5s, open the background light. After starting the engine by remote controller, the engine will be on until you stop it by remote controller. You can drive the motorcycle without using the key.

**5. Adjust Sensitivity:** Adjust the sensitivity on the mainframe by hand, right turning means high sensitivity, otherwise low sensitivity. The sensitivity is suitable in the factory.

**6. Remote Cut off Engine:** When the engine is running, press the button  on the remote transmitter once to stop the engine. (Please kindly note that remote starting engine is to remote cutting off engine.)

**7. Anti-robbery and assistance:** When the motorcycle is robbed and is driven away, the owner-driver can stop it by pressing the button  on the remote transmitter once, the siren would chirp urgently and the flash lights would gleam at the same time.

**8. Code Learning:** In disarm mode, put the motorcycle key in the key lock and turn it from ACC OFF to ACC ON, re-turn 3 times in 3s, when the light flash, press any button on the remote transmitter in 10s, it is successful to learn the code. By the same way, the other remote transmitter can be learnt code at the same time. (Please kindly note that the remote transmitters are learnt code in the factory, the user doesn't need to learn code again.)

9. **Keyboard locked:** Press button  $\text{⌘} + \text{⏏}$  for 3.5s, lock the keyboard; press them for 3.5s again, the locked keyboard will be released.

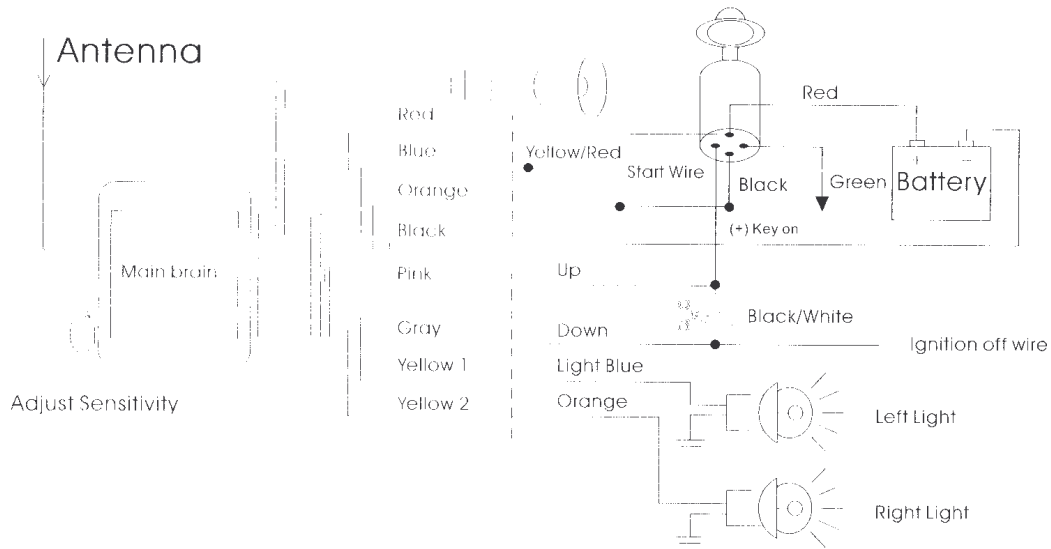
10. **Technical parameters:** The range of remote controller to mainframe is 120M; the range of mainframe to remote controller is 400M. The current consumption of mainframe is 10mA--12mA; the current consumption of remote controller is no more than 23mA. frequency AM:433.92MHZ. The output of remote controller is 10mW. The output of mainframe is 300mW.

## Anti-theft main engine and common vehicle distribution wire function contrast form

Vehicle Wire	Main Brain Wire Color	HONDA Wire Color	SANYANG Wire Color	YAMAHA Wire Color	SUZUKI Wire Color
12v(+)	Red	Red	Red	Red	Red
12v(-)	Black	Green	Green	Black	Black/White
Key on+12v	Orange	Black	Black	Brown	Orange
Start Wire	Blue	Yellow/Red	Yellow/Red	Blue/White	Black/White
Ignition off (Up)	Pink	Black and White(Up)	Black and White(Up)	Black and White(Up)	(Remark1)
Ignition off (Down)	Gray	Black and White (Down)	Black and White (Down)	Black and White (Down)	
Direction Light	Yellow	Light Blue	Light Blue	Deep Brown	Black
Direction Light	Yellow	Orange	Orange	Deep Brown	Green

Remork(1): Low voltage auto tester is suggested to test which terminal is for turning off the engine.

## Circuit diagrams of installing main unit of the system



## Quality guarantees:

Code of the engine		Agency Sign
The date of installing	Date Month Year	
Code of the car		
Owner's name		
Telex:		
Address		

### The range of quality guarantee:

1. The guarantee date: from the first day of installing to one year.
2. During the period of guarantee, you can ask for mending freely.
3. Broken unnatural, should pay for the cost.

### The lists below are not included:

1. Alarm siren, the remote controller, shock sensor, main engine broken with the reason of water.
2. Battery broken naturally.
3. If anyone breaks it, open it by himself and use it incorrectly.